



SERVICE BULLETIN

Classification:

AT05-004a

Reference:

NTB05-022a

Date:

August 1, 2005

2004 – 2005 ARMADA AND TITAN; ATF LEAKING FROM AIR COOLER LINE

APPLIED VEHICLES: 2004 – 2005 Titan (A60)
2004 – 2005 Armada (TA60)

This bulletin amends NTB05- 022. Please discard all paper copies of the earlier version.

IF YOU CONFIRM:

ATF is leaking from a transmission air cooler line:

- The line from tube to air cooler,
Or
- The line from air cooler to radiator,

ACTION:

Replace the leaking cooler line.

Both early and later type cooler lines are available.

- Early type cooler lines- Make sure to replace the hose clamps that come installed on the cooler line with the new hose clamps listed in the Parts Information. Make sure to follow the instructions under "Additional Procedure Information" on page 3.
- Later type cooler lines-These cooler lines come with the new clamps. Replacement of the clamps is not necessary.

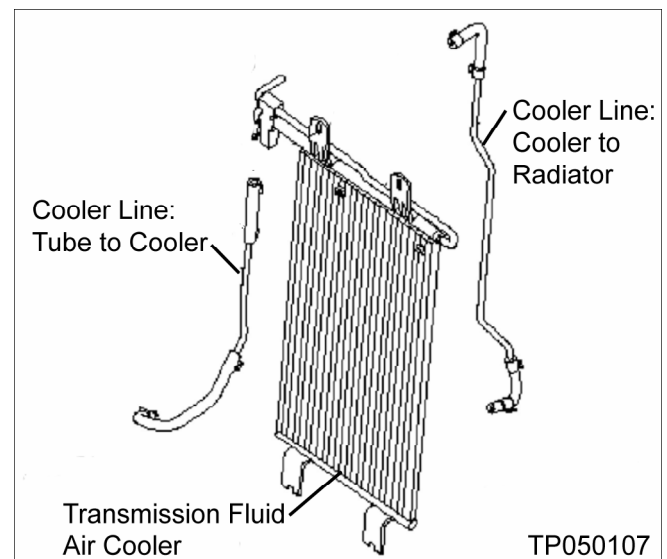


Figure 1

NOTE: New A/T cooler lines include metal tube, rubber hoses, and hose clamps.

Nissan Bulletins are intended for use by qualified technicians, not 'do-it-yourselfers'. Qualified technicians are properly trained individuals who have the equipment, tools, safety instruction, and know-how to do a job properly and safely. NOTE: If you believe that a described condition may apply to a particular vehicle, DO NOT assume that it does. See your Nissan dealer to determine if this applies to your vehicle.

PARTS INFORMATION

DESCRIPTION	PART #	QUANTITY
Cooler Line (Tube to Cooler-early type)	21631-7S000 Requires new hose clamps *	1: if needed
Cooler Line (Cooler to Radiator-early type)	21633-7S000 Requires new hose clamps *	1: if needed
Cooler Line (Tube to Cooler-later type)	21631-ZC00A Comes with 01558-00181 hose clamps	1: if needed
Cooler Line (Cooler to Radiator- later type)	21633-ZC00A Comes with 01558-00181 hose clamps	1: if needed
Hose Clamps	01558-00181	4 per Line

* **The 4 hose clamps that come installed on the early type Cooler Line must be removed and replaced with the new Hose Clamps listed above.**

Part numbers 21631-ZC00A and 21633- ZC00A come with the 01558-00181 hose clamps.

CLAIMS INFORMATION

Submit a Primary Failed Part (PP) line claim using the following claims coding:

DESCRIPTION	PFP	OP CODE	SYM	DIA	FRT
RPL A/T Cooler Line - Tube to Air Cooler <u>and/or</u> A/T Cooler Line - Air Cooler to Radiator	(1)	JA80AA	ZR	32	(2)

(1) Reference the Parts Information Table and use the appropriate Cooler Line as the PFP.

(2) Reference the current Nissan Warranty Flat Rate Manual and use the indicated FRT.

Additional Procedure Information: (Applies ONLY to early type cooler lines)

IMPORTANT: You must remove all 4 hose clamps that come installed on the cooler lines and discard them. You must use (install) the new hose clamps that are listed in the Parts Information.

- Thoroughly clean the metal tubes before installing the new cooler lines. Remove any ATF or other debris.

- Install the cooler line rubber hoses on the metal tubes as shown in Figure 2.

a = 30 to 33 mm (1.2 to 1.3 in)

b = 3 to 5 mm (0.1 to 0.2 in)

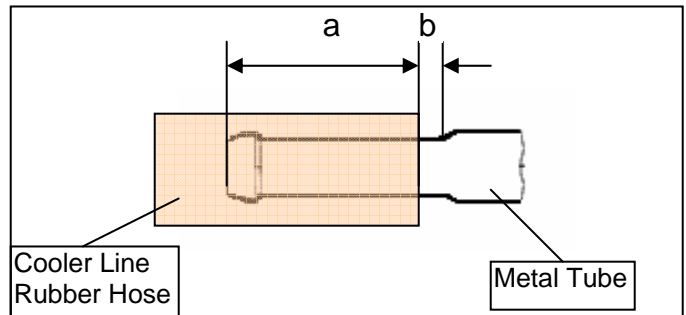


Figure 2

- Position clamps on the rubber hoses as shown in Figure 3.

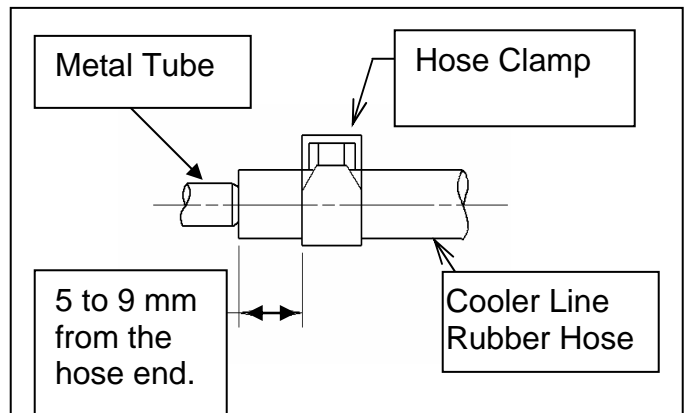


Figure 3

